


Sliding channel nut FSM Clix P

Channel nut for quick and easy connection of FLS channels

2b



Floor penetration



Channel extension with channel connector

Applications

FSM Clix P is suitable for interconnecting FLS channels by using connecting elements.

Certificates



Fire resistance classification
R120



MLAR R30

Advantages/Benefits

- The special and disappearing thrust block of the sliding nut Clix P plastic holder enables a connection of connecting elements and channels without plastic interlayer to establish a safe longitudinal metallic connection.
- The especially developed spring leg on the FSM Clix P guarantees the necessary contact pressure of the connector to the channel to help for a secure adjustment during installation.
- The teeth on the sliding nut enable an exact and secure positioning in the FLS channel and ease the installation of connector elements.
- The unique stop element on the FSM Clix P connector guarantees the accurate 90°-turn of the connectors in the channel to ensure a safe and precise installation.

Properties

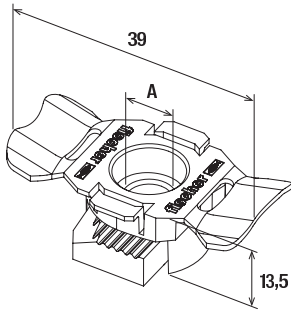
- Material channel nut: steel S420MC (material no.: 1.0980) acc. DIN EN 10149-2
- Material plastic cage: polypropylene PP, item number 11400, Color black
- Zinc plating: electro zinc-plated, min. 5 µm acc. DIN EN ISO 4042

Installation FSM Clix P



T_{min}
10 Nm

Technical data

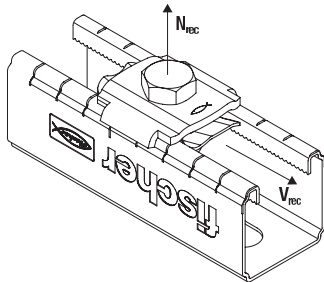


2b

FSM Clix P

Item	Item No.	Thread	Sales unit
		A	[pcs]
FSM Clix P 6	538643	M 6	50
FSM Clix P 8	538647	M 8	50
FSM Clix P 10	538649	M 10	50

Loads



FSM Clix P

Item	Item No.	Max. recommended tension load for FLS 17/1.0 and FLS 30/1.0	Max. recommended tension load for FLS 37/1.2	Max. recommended shear load	Tightening torque
		N_{rec} [kN]	N_{rec} [kN]	V_{rec} [kN]	T_{inst} [Nm]
FSM Clix P 6	538643	1.5	2.0	1.0	10
FSM Clix P 8	538647	1.5	2.0	1.0	10
FSM Clix P 10	538649	1.5	2.0	1.0	10

Sliding channel nut FSM Clix M

Channel nut for quick and easy fixing in FLS channels

2b



Pipe fixing at mounting channel



Pipe fixing on frame construction

Applications

FSM Clix M is suitable for connecting pipe clamps with a threaded rod to FLS channels.

Certificates



Fire resistance classification
R120



MLAR R30

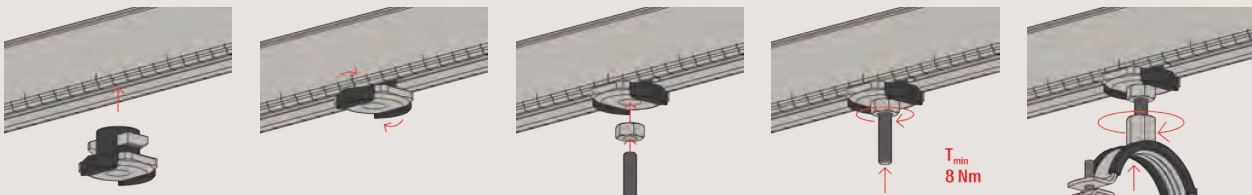
Advantages/Benefits

- The unique spring leg at the FSM Clix M guarantees the necessary contact pressure of the connector to the channel to help for a secure adjustment during installation.
- The teeth on the sliding nut enable an exact and secure positioning in the FLS channel and ease the installation of connector elements.
- The clix-connector element with 90°-turn for connecting enables an easy post-installation in set channels to save time and money.
- The especially developed stop element on the FSM Clix M connector guarantees the accurate 90°-turn of the connectors in the channel to ensure a safe and precise installation.

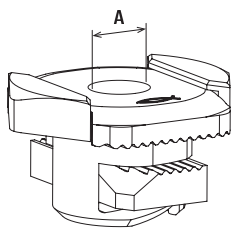
Properties

- Material channel nut: steel S420MC (material no.: 1.0980) acc. DIN EN 10149-2
- Material cover plate: steel S235JR+CR (material no.: 1.0037) acc. DIN 1652
- Material plastic cage: polypropylene PP, item number 11400, Color black
- Zinc plating: electro zinc-plated, min. 5 μm acc. DIN EN ISO 4042

Installation FSM Clix M



Technical data

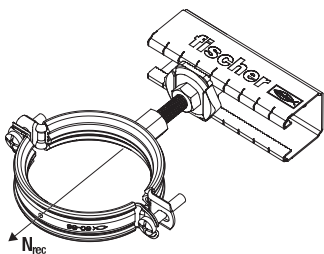


FSM Clix M

Item	Item No.	Thread A	Width across nut SW [mm]	Sales unit [pcs]
FSM Clix M 6	538650	M 6	10	50
FSM Clix M 8	538651	M 8	13	50
FSM Clix M 10	538652	M 10	17	50

2b

Loads



FSM Clix M

Item	Item No.	Max. recommended tension load for FLS 17/1.0 and FLS 30/1.0 N_{rec} [kN]	Max. recommended tension load for FLS 37/1.2 N_{rec} [kN]	Tightening torque T_{inst} [Nm]
FSM Clix M 6	538650	1.5	2.0	8
FSM Clix M 8	538651	1.5	2.0	8
FSM Clix M 10	538652	1.5	2.0	8